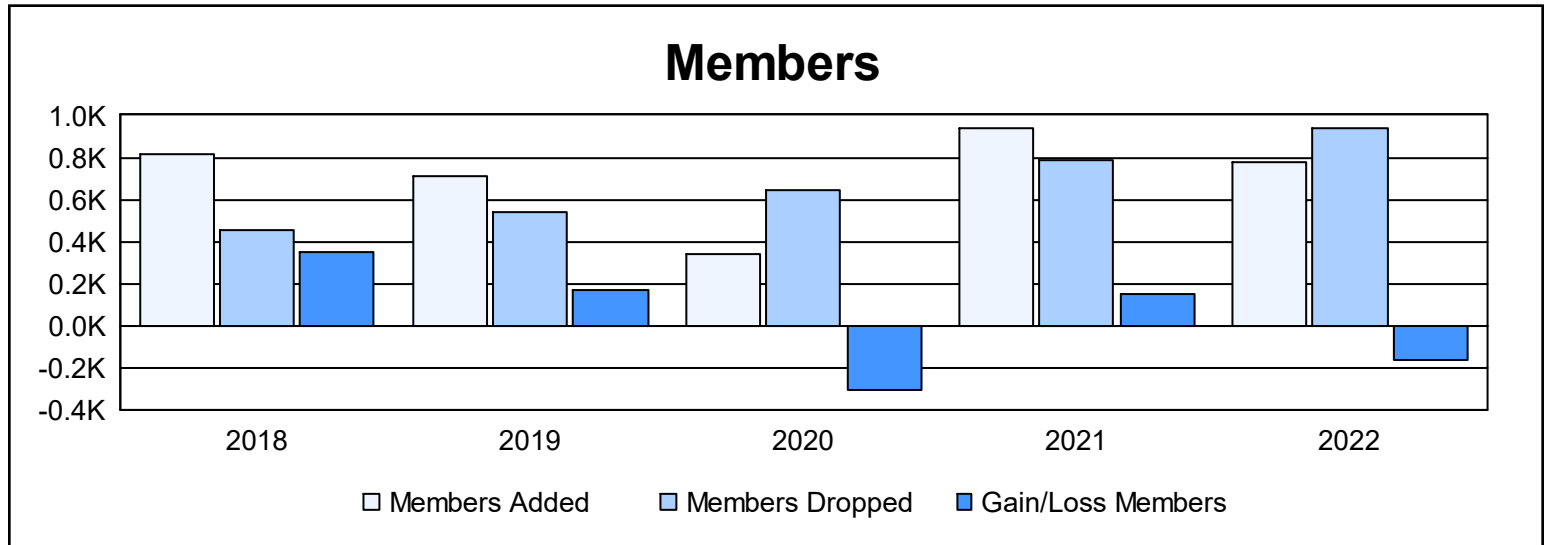
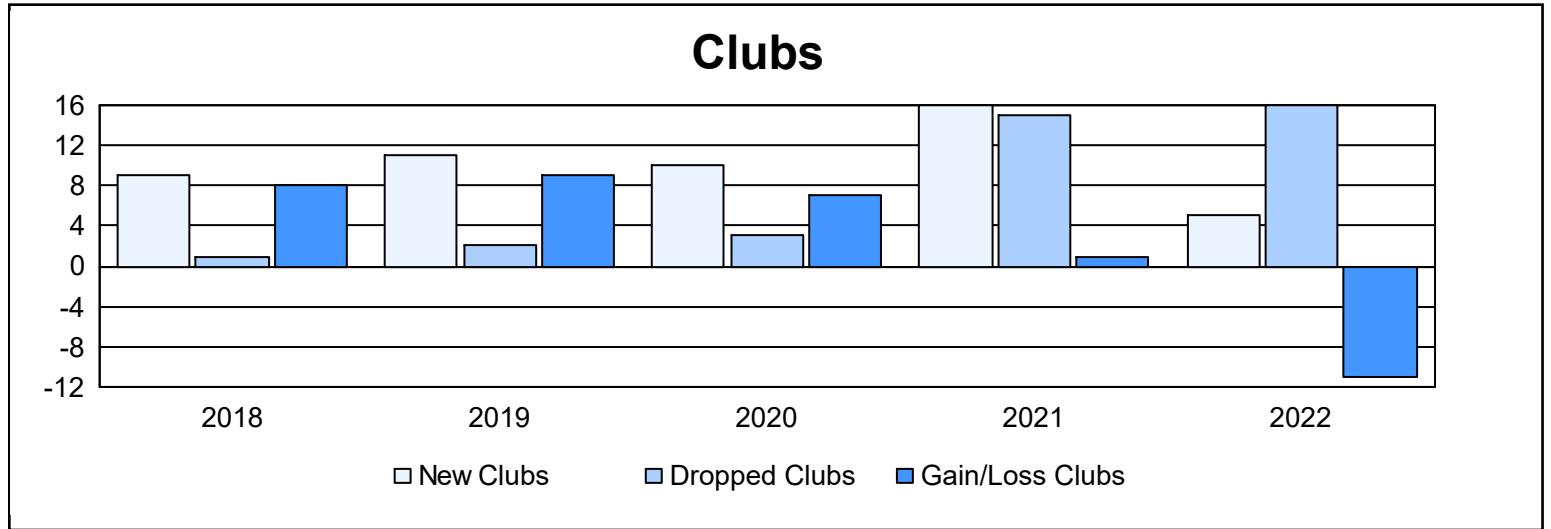


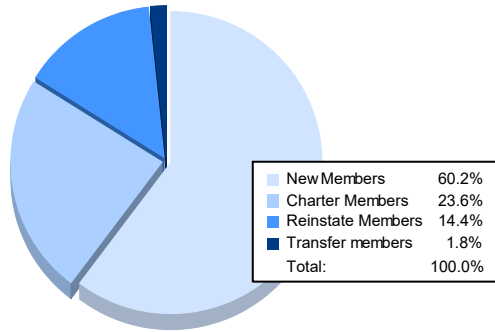
# Multiple District S

As of June 2022 Cumulative

Year	New Clubs	Dropped Clubs	Gain/ Loss Clubs	New Members	Charter Members	Reinstate Members	Transfer Members	Total Member Added	Total Members Dropped	Gain/ Loss Members
2017-2018	9	1	8	533	240	22	15	810	458	352
2018-2019	11	2	9	261	413	34	6	714	542	172
2019-2020	10	3	7	98	197	43	5	343	646	-303
2020-2021	16	15	1	461	407	46	22	936	782	154
2021-2022	5	16	-11	468	183	112	14	777	942	-165
<b>Average</b>	<b>10</b>	<b>7</b>	<b>3</b>	<b>364</b>	<b>288</b>	<b>51</b>	<b>12</b>	<b>716</b>	<b>674</b>	<b>42</b>



### Membership Composition June 2022 Cumulative



### Gender Composition June 2022 Cumulative

